



# Stitch 'n Times

Santa Rosa Quilt Guild  
P.O. Box 9251, Santa Rosa, CA 95405  
February 2019 • Vol. 43 • No. 2

## President's Message

"The world is mud-luscious and puddle-wonderful" – a quote by E.E. Cummings.

January brought many activities to SRQG plus a lot of much needed rain. I have to admit that all this activity makes life a bit more hectic than usual, but I am thoroughly enjoying my term as president! The best part is getting to work with and getting to know each of you.

The Community Quilts' Quiltathon is February 7th, right after our very short business meeting. Please mark your calendars and plan to attend. You will meet many interesting people and learn a new sewing trick or two. Remember to check the guild calendar at the end of this newsletter or on the SRQG Website for guild activities.

I'm getting excited about the March 23rd Tri-Guild Luncheon (TGL) Mad Hatter Tea Party. The TGL team has been planning this event for the past 12 months and they are looking forward to hosting the event to honor our neighboring guilds, Petaluma Quilt Guild and Moonlight Quilters of Sonoma County. Please sign up to be a worker bee and add to the fun. Pick up your TGL block patterns during our guild meeting if you want to participate in the block drawing.

We are heading toward spring in a couple of months, bringing warmer weather with flowers sure to follow!

 Genelle Voorhees

## Tri-Guild Luncheon 2019

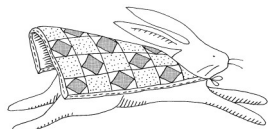
Hottest ticket in town!

### "The Mad Hatter's Tea Party!"

We are taking volunteer sign-ups for the March 23th "Mad Hatters Tea Party." We need bakers, table hostesses, and general helpers. Contact Jan Westerman to sign up.

You do not want to miss this event!

The luncheon is FREE, but sign-ups are required. It includes lunch, entertainment, raffles, and a fancy hat contest.



Genelle Voorhees  
Toni Anderson  
Jan Westerman

## New Members


We always celebrate the addition of new members to the Santa Rosa Quilt Guild, and appreciate the new energy and ideas they bring with them.

Please make it a point to extend a warm welcome to these new members who have joined since the first of the year.

Anni Donahue  
Rita Ferreyra  
Sandy Lee  
Marja Tarr  
Annette Matson



Jan Andrews



# Programs and Workshops

A calendar with the full schedule of this year's programs and workshops is available on our website at <http://www.santarosaquiltguild.org/programs.php>

February 21 & 22, 2019

**Katie Fowler**

Program: "Creative Wonderland: The Importance of the Looking Glass and the Rabbit Hole"

Workshop: "Fearless Creating: Paint, Layer Stitch Playshop"

I am an art quilter. That's a dangerous thing to say in the art world. People often respond, "Oh, my Great Aunt Whozee made quilts." My pieces are not bed coverings; they are personal and meaningful expressions of who I am and my interpretation of the world around me.



I love to bend the rules of traditional quilting and create with courage.

Visit the [Quilts, Art and Artquilts](#) page on my website to learn more about mark making on fabric and my work.



As a professional educator/artist, author, speaker, and certified creativity coach. I live with my husband in our recently empty nest near the foothills of Colorado. When I'm not being creative, talking about creativity, or writing about creativity, I enjoy cycling, snow skiing, reading, and laughing!

## Workshop:

Participants make small wholecloth paintings, learning to use different materials for making marks on fabric. Color theory and the principles of design will be a big part of this experience, as will my special theory of "embrace the blob." We will discuss creativity theories, blocks, and useful techniques to push ourselves closer to the creative bliss. I provide all supplies for your use. You just bring a plain shirt and your imagination!

Programs and Workshops continued →

February 2019


## Programs and Workshops continued

March 21 & 22, 2019

**Dora Cary**

Program: "Fearless Quilting"

Workshop: "Make It Modern"



March's speaker and workshop instructor is Dora Cary. She writes, "I was born in Romania, a beautiful country situated in Eastern Europe. My mother and grandmothers taught me to sew, knit, embroider, crochet, and weave from a very early age.

I loved it all! Most of my life

in Romania was lived under a strict communist regime but that taught me to appreciate freedom more and be creative about finding ways to achieve what I wasn't allowed to have. I studied engineering and, after witnessing a revolution (that overthrew communism in my country) and getting my degree, I went back to school to learn about marketing and design in a free economy.

"When I stumbled onto quilting in 2006, it was something new to me as there is no quilting in Romania, but it was love at first sight and I could not stop thinking about this amazing art form. I have been making quilts ever since.

"I started quilting by using available patterns, but very soon I was creating patterns of my own. Encouraged by the "oohs" and "aahs" of the ladies in the local guild, I decided to share my creations with the world. My quilts have a contemporary look but I love traditional patterns and I try to reinterpret them in a new way.

"My way of quilting is a bit different than the traditional way but it works really well. I decided to share my techniques with other quilters so I started teaching in 2017. You can find a description of my classes on this website: [www.orangedotquilts.com](http://www.orangedotquilts.com).


"My lectures are fun and informative, covering the unusual path I took from growing up in communist Romania to having a successful quilting business in the country of my dreams. During my lectures I share my quilts, my favorite quilting techniques and tools, as well as my no-basting method of quilting on a domestic sewing machine."

Programs and Workshops continued →

[www.srqg.org](http://www.srqg.org)

## Sewlutions

We are such a collective wealth of wisdom! This is a new column created to share that wisdom, tips, and tricks. Each month I will submit one tip that I hope will help make your quilting experience even better! If you have a special tip you think would benefit our members, send it to me and maybe yours will be our featured tip of the month! So, let's get started!



### Pin and Needle Care

This was a new one for me and actually prompted my idea for a tips and tricks column! Make your pins and needles glide through your fabric easier by sticking them into a bar of soap. I heard about this, then tested it, and it works great. The soap won't harm your fabric, and if you are doing needlework like sashiko or floss embroidery, or even just pinning your quilt, it will make a huge difference in your effort.

Happy Quilting!

 Toni Anderson

### Programs and Workshops continued

#### Make It Modern:


Create a modern quilt inspired by traditional patterns. Chose one of the four patterns listed below to make in class. This class is fun, fast-paced, and informative. Fast and different piecing techniques, plus layout and design tips are part of the class.

The patterns to choose from are:

- Motherboard - inspired by the traditional Log Cabin block (top left in the composite photo)
- Patch Nine - inspired by the traditional Nine Patch block (top right)
- On the Plus Side - inspired by the traditional Nine Patch block (bottom left)
- Split Pinwheels - inspired by the traditional Pinwheel block (bottom right)



All patterns work great with precuts. The first three patterns are Jelly Roll friendly, while Split Pinwheels is Layer Cake and Charm Pack friendly.

 Janice Rodgers

## Quilting Rave

What a time we had at our Rave party! We had between 50-60 people show up with all kinds of projects to work on.

Some brought everything but the kitchen sink to accomplish their "to do" list, others brought knitting, some brought handwork, and some brought nothing at all ... just a desire to visit. I received numerous



comments that people wanted to do this activity again so we will be planning another Quilting Rave in July. If you missed this first one you can join us for the second one. Thank you to everyone who helped me set up – especially Margo Pitter who kept the coffee and iced tea coming.

 Vicki David



## Friendship Blocks

**Friendship Block (FB)** requests are coming in. These are going to make some beautiful quilts. I know you will be as excited as I am to get started.

Don't feel shy about requesting Friendship Blocks. If you have three or more credits, you are all set. Are you wondering how many credits you have? You can view the current FB List of Credits in the download section on our website at [santaro-saquiltquild.org](http://santaro-saquiltquild.org).



Do you find it difficult to come up with an idea? Please visit our FB archives and see the wonderful variety of blocks and quilts from the past.

 Heidi Mitarai



## Block-of-the-Month

This year's Block-of-the-Month is called "SRQG Stash Busting – Traditional, Simple and Can you say 'Hmm!' Block of the Month for 2019."



February's block is called "Wonky." It starts with a 4-1/2" square red patch. The patch is cut at angles on the corners. Pink, purple, red, white, and gold strips are added around the block until you can make a 8 1/2" block! .


Go to our website, [www.santarosaquiltguild.org/block.php](http://www.santarosaquiltguild.org/block.php), for all the "wonky" details.

We hope you enjoy February's block!

 Betsy Smith  
Nadine Heppell

### Volunteer!

We have opportunities everywhere, and it's a great way to make new friends, and help our guild!




## Challenge Quilts

Participation in the 2018 Challenge was amazing! Approximately 25 members revealed their fiber responses to the wild fires. Now it is time to enter those wonderful creations in the 2019 Moonlight Quilters of Sonoma County for the public to enjoy.


Check out the article on page 5 of this issue for the **Wine Country Quilt Show**. There will be a section in the show designated for the Fire Quilts. It will not be a special exhibit.

**On the entry form, enter "Fire Quilts" in the "Challenge/Group" space.**

That's all there is to it. Enter as you normally do.


 Elizabeth Marrs

## Sunshine



Knowing that someone cares can really make a person's day brighter. Please contact me by phone or email if you know someone who could use a card from the SRQG.

If you email me requesting that a card be send, and do not hear back from me in a day or two, please re-send your request. I always acknowledge requests for cards.

 Happy Sewing,  
Jan Westerman  
(Ms. Sunshine)

## Placemats for Meals on Wheels

Genelle introduced this project last year and it was very successful. We have decided to continue for this coming year and I will be leading it for her, so if you have any ideas or suggestions, please contact me. Genelle said that many of you had requested patterns for placemats last year. I will try to introduce a new and simple pattern each month. She said that kits were very helpful, so I will try to continue them also.

I personally like to sew and making placemats is a way for me to make something and finish it all in one day (really). They are a great way to practice new techniques and even free motion quilting. This project is also another great way to contribute to our community. I hope you will all decide to join me in this endeavor and I look forward to seeing all your wonderful creations. Please turn in your completed placemats to me.

 Barbara Cortelyou

## Board Meeting

Thursday, February 28, 2019

10:00 a.m.

Scottish Rite Family Room  
All Members Are Welcome


# The Show Must Go On!

## Cloverdale Citrus Fair



The theme of the **Cloverdale Citrus Fair** this year is “**Making of America.**” What better way to spend Presidents’ Day Weekend? The fair runs February 15 – 18, rain or shine. For details, see [the Citrus Fair website.](#)

I hope you have entered many quilts and you all win lots of ribbons. The quilts must be delivered to the fair on Saturday, February 2, from 10:00 to 5:00. Pick up dates are Monday, February 18 from 5:00pm to 7:00pm, and Tuesday, February 19 from 5:00pm to 7:00pm. Good luck everyone and thanks for helping make the fair a special event.


 Pam McVey

## Healdsburg

The **Healdsburg Living Center Annual Quilt Show** will take place on Saturday, March 30, at 725 Grove St., Healdsburg. Not only is it a quilt show that features the creations from five Northern California quilt guilds, this event also provides a great boost to the senior residents of the facility. They look forward to it every year. Besides, a free continental breakfast and lunch is provided.


World-renowned quilt expert and critically acclaimed author, Julie Silber, will once again offer her insights.

Help us make SRQG well represented. Betty Upchurch will be collecting quilts from SRQG for the show. More details to follow.

 Betty Upchurch

## Rincon Valley

The **Pointless Sisters** will have their annual Rincon Valley Library Show starting on March 5 through the end of April. Please visit the library to see a variety of traditional and art quilts hanging in this lovely venue.

 Diana Roberts

## Sonoma

### Sonoma Q.U.I.L.T. Show (Quilters United In Loose Threads)

March 9 & 10

10:00 am – 4:00 pm

**Vintage House Senior Center**

264 First Street East

Sonoma, CA

*\$5.00 Admission to Benefit*

*Vintage House Senior Center*

### Featuring The Pointless Sisters

The Pointless Sisters are a 50 member art quilt group whose members’ quilts have been shown nationally and internationally. Using a variety of non-traditional quilting and surface design techniques, its members produce stunning and innovative fiber arts.

Come and see this collection of over 100 quilts made by local quilt makers.

 Gery Rosemurgy

## Wine Country Quilt Show

For the second year, Moonlight Quilters of Sonoma County’s **Wine Country Quilt Show** will feature “Special Exhibits.” If you are wondering what a “Special Exhibit” looks like, it is a grouping of items that several individuals made with a common theme. Some examples are “Telephone Quilts” or the Pointless Sisters’ annual exhibit. One person heads up the exhibit, gathering the information and perhaps even all of the quilts depending if she/he wants that responsibility. Some exhibits will be considered a “Challenge” (entered by an individual) and some will be considered a “Special Exhibit” (entered as a group.) For details, see <https://www.mqsc.org/quilt-show-entry-info>.

The entry fee this year is \$10 for one to five quilts. The increase in entry fee is due to the increased costs for setup.

Please contact Joanne Thomas, Quilt Show Layout Chair at [ithomas@sonic.net](mailto:ithomas@sonic.net), or Trina Jahnsen, Quilt Show Entry Chair at [tjriver@yahoo.com](mailto:tjriver@yahoo.com) if you have any questions.

 MQSC

# Library News

The following is a list of the books that came into our possession since our last newsletter. For images of the covers and more detailed descriptions of the items, just click on LIBRARY on our website [www.santarosaquiltguild.org](http://www.santarosaquiltguild.org). Linda Hooper has written easy-to-understand directions about how to utilize the library site. To locate her instructions, click on the underlined “here” in the second paragraph at the top of the library page. Let me know if you would like guidance with the site and we’ll sit down at the Library’s laptop computer after a meeting. *A hint: if you are looking for an author, remember to type in the last name first, and if you are searching for a book title, type in the first “important” word leaving the a, an, and the’s ‘til the end.*

Want to know what our Go! Baby Accuquilt cutting system is all about? Type in Go! in the Search box at the top of our website’s Library page and learn not only what it is, what it does, but also find a list of our dies. You can also find all of our Go! “toys” listed at the bottom of the Library’s Home Page on our website. Our thanks to guild member Mary Reder for sharing her Go! Baby cutting machine with us. Also, a thank you to Linda Silva for giving our guild the next-larger size of cutter and many dies that she won in a raffle. Reserve the machines and dies just like a library book. Yes – we give (free) lessons!

Our brand new library items:

**ART QUILTS UNFOLDING – 50 YEARS OF INNOVATION** – by SAQA (Studio Art Quilt Associates) – see our SRQG Member Judy Mathieson’s quilt on page 161.

**THE ULTIMATE GUIDE TO LONGARM MACHINE QUILTING** by Linda V. Taylor – an oldie-but-goodie - not just for longarmers, but for all quilters – good tips for stretching, explains longarm jargon, hints for hiring a longarm machine quilter, many quilting designs that can be used on domestic machine, lots of photos of quilts – donated by Betsy Smith.

**QUILTING ON THE GO!** by Suzanne McNeill (tips and ideas for projects using the two Accuquilt cutting machines and many dies that our SRQG has for you to check out) – Donated by Becky Stanley.

**BLOCK** – Early Winter 2018 – Volume 5, Issue 6 by Jenny Doan, Missouri Star Quilt Co. – magazines without advertisements that we treat like books in our library – Donation.

## Library News continued

Be sure to let me know if you find an item that our library “needs” (books, DVDs, and Go! Baby dies, magazines).

*Have you pawed through the ever-growing box of rulers, templates, and stencils that have been donated to our library for members to check out?*

Need a fabric pen to sign a block? Sharon ‘the Librarian’ will loan her personal collection during meetings. Tip: Iron a piece of freezer paper to the back of the area before signing so the fabric stays taut.

And don’t forget that we have magazine subscriptions to:

FONS AND PORTER’S LOVE OF QUILTING, AMERICAN QUILTER, QUILTMAKER, QUILTING ARTS MAGAZINE, and MODERNE (from Quiltmania).

We also have many past issues of:

MACHINE QUILTING UNLIMITED, MODERN QUILTS UNLIMITED, PRIMITIVE QUILTS AND PROJECTS, QUILT LIFE (Alex Anderson and Ricky Tims - Discontinued with the October 2014 issue - darn!), MINIATURE QUILTS, Japanese magazines, QUILTMANIA (European), and QUILTERS NEWSLETTER (all of the issues since the very beginning until October 2016 when, sadly, they quit publishing).

Wearing your nametag is a huge help to everyone. This is an excellent way for us to get to put names and faces together.

Check out as many of our more than 3,441 books, DVDs, and CDs, plus magazines, (and Go! Cutting equipment as you wish) ~ just remember to return them to the very next meeting, pretty please, as there are so many members in the guild who also wish to use the items.

Our library needs many, many volunteers. You do not need to formally sign-up to help – we’ll take whatever time you can spare before or after any meeting. If you do not like the job you are given, don’t be shy – let us know what you would rather do. I can never thank everyone enough for their assistance and support with making our library the best in the entire world!



Sharon  
'The Librarian'  
Fry

Library News continued →



# Community Quilts

**QUILTATHON!** Thursday, February 7, is our first Quiltathon of the year. If you are new to SRQG, our Quiltathon is like a modern quilting bee with members working on all stages of quilting from completed tops to finished quilts. The meeting room is filled with positive energy as we share our talents to provide comfort and support to our local community.

All are welcome to join in and work on quilts for children at Valley of the Moon, babies in NICUs at Memorial and Sutter Hospitals, and other deserving community members. We especially need sewing machines to sew around the edges of layered quilts or to do quilting. Remember to bring your walking foot or free-motion foot, neutral thread, and a pillow to sit on. If you want to sew on labels, be sure to bring your hand needles, scissors, and a thimble. We will have tables set up for pinning layered quilts and trimming and turning quilts. There is something for everyone to do.

Doors open at 9:00 a.m. and you can sew from 9:00 to 10:00 when we'll have a short business meeting. The rest of the day will be spent sewing and visiting. At noon, our wonderful hospitality crew will serve several delicious soups to accompany salads and desserts brought by members. Be sure to bring a bowl for your soup.

## COMMUNITY QUILT SIZES

If you are making donation quilts on your own, these are the approximate sizes most needed.

32" x 40" Baby Quilts	For Sutter and Memorial NICUs, Public Health nursing, and teen moms. We provide kits for making the tops, or you may use your own fabrics.
40" x 60"	For Valley of the Moon and other organizations serving children in need. Please use bright colors for young children or fabrics that will appeal to teenagers.
50" x 65"	For 18 year olds aging out of the Foster Care system, and for women residing at the YWCA Safe House.
40" x 60"	Lap quilts for adults to be handed out by Secret Santa, women being served by Verity, seniors in local convalescent hospitals, and others.
Doll Quilts	For little girls and boys. We collect them throughout the year and donate during the holidays.

Thank you to all who are involved with this important outreach project!

# Love for Community

There were a total of 1186 quilts donated in 2018 through Community Quilts. Also, well over 200 quilts and many pillow cases went to fire survivors. We lost count of those.

Sutter NICU	40
Memorial NICU	30
Public Health Nurses	120
Valley of the Moon	100
Catholic Charities	16
Local Veterans	628
Convalescent Hospitals	24
Emancipated Youth	4
Verity	10
YWCA	20
Assistance League	20
Doll Quilts	218
Senior Advocacy – Raffle	1

Other Items:	
Duffel Bags to VOM	42
Baby Hats	24
Pillow Cases	12
Hats	181
Scarves	95
Mittens	11
Bags	100



Pam Beebe  
Laura Barrett  
Nancy Stedman  
Janet Tonkin




Be sure to buy your tickets!

## Sew-A-Row

**Sew-A-Row** is off to a very good start. Thank you all for the Sew-A-Row starter rows, I already have twenty!

They will be available February 7<sup>th</sup> for adoption. I will still be accepting up to that date.

I think there are some really fun and creative choices to choose from. So stop by for your chance to adopt a row.

 Jeanne Parent

## Welcome Committee

Santa Rosa Quilt Guild has a Welcome Committee to greet, seat, and inform members, new members, and guests about guild activities – the who, what, where, why, and how things work and how to volunteer, participate, and chair committees.

The Welcome Committee can tell you how to jump in with both feet or simply attend for personal enrichment, as desired. Food is plentiful at guild meetings. We encourage the membership to share a dish on their birth month and then again six months later.

We have luncheons twice a year; one for the Founders' Day meeting the second meeting in September, and the Holiday December meeting.

We also have a once-a-year event, the Tri-Guild Luncheon, every March. This allows Moonlight Quilters of Sonoma County, Petaluma Quilt Guild, and SRQG to gather together. We take turns hosting. This fun lunch has entertainment and lots and lots of raffle baskets. We also support each other's beautiful Opportunity Quilts. It is free, but one must RSVP immediately because seating is limited.

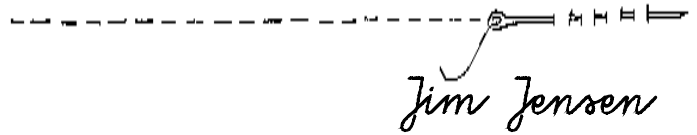
Also food-related, there are three Quiltathons each year. These are fun and very busy with sewing activities hosted by Community Quilts to complete quilts to give away for those in need. The Hospitality crew treats those who participate to soup in February, an Ice Cream Social in May, and come October, Pizza!

We welcome all newcomers, and look forward to making you feel like you have found your quilting home!



Rhonda Denny  
Jan Westerman  
Loni McDonald  
Joanne Meaney

## Needle and Thread



If you've been around for a few years, you might recall that I wrote the column "Needle and Thread" in which I featured one member of the guild so we might get to know each other better. Look for the resurrection of the column soon. My introductory article from December 2014 introducing the column follows below:

"Needle and Thread" ... one is totally useless without the other. Try making a quilt with just a needle and you'll end up with the three different layers you started with. Try making a quilt with just thread and you'll end up with just frustration. No matter how talented the quilter, it takes the teamwork of both needle and thread to create anything.

The guild leaders and general members ... one is totally useless without the other. Try keeping the guild the vibrant community based group that it is without people willing to step up and take responsibility for organizing, presenting and accounting for all the little details, and you'll end up with just a bunch of people gathering for coffee. Try running the guild without the secure knowledge that its membership will show up and participate, at whatever level, and be there to interact as a true community, and you have a smaller group of people having no one to lead but themselves. It takes the complex teamwork of the guild leaders and all members to create the incredible group that is the Santa Rosa Quilt Guild.

Thus, the name of this column is "Needle and Thread". Each issue of the newsletter will feature one of the guild members, whether on the board or not, so that we can all get to know each other a little better and perhaps gain insight to what it is that weaves us all together.



Jim Jensen

## For the Record

The minutes of our meetings can be found archived on the blog on our website. Please review them and report any corrections to Jan Andrews or Genelle Voorhees.



# 2019 Elected Board & Committee Chairs

## 2019 EXECUTIVE BOARD

President  
Vice President  
Treasurer  
Secretary  
Program Chair  
Program Chair Elect  
Parliamentarian  
Members-at-Large

Genelle Voorhees  
Jan Nilsen  
Carole Behlke  
Jan Andrews  
Janice Rodgers  
Ann Nolen  
Chris Nolen  
Toni Anderson  
Vicki David  
Pam McVey  
Heidi Mitarai  
Margo Pitter  
Mary Wood

## 2019 COMMITTEES

Block-of-the-Month\*  
Boutique\*  
Budget  
Challenge Quilt  
Community Quilts\*  
Corresponding Secretary  
Crafts Fair

Betsy Smith  
Betty Upchurch  
Carole Behlke  
Elizabeth Marrs  
Laura Barrett  
Janice Juul  
Bonnie Butler-Sibbald

Email Coordinator\*  
Fair Liaison  
Field Trip  
Friendship Blocks\*  
Historian\*  
Hospitality\*  
Library\*  
Membership\*  
Newsletter Editor  
Nominating Committee\*  
Opportunity Quilt Ticket Sales\*  
Sew-A-Row\*  
Sewing Room Sale  
Sunshine\*  
TSW (Technique Sharing Workshop)\*  
UFO Challenge  
Videographer\*  
Website\*  
Welcoming Committee  
Past President

Sharon Fry  
Pam McVey  
Marsha McAlpin  
Heidi Mitarai  
Sharon Fry  
Carolle LeMonnier  
Sharon Fry  
Jan Andrews  
Jim Jensen  
Chris Nolen  
Diana Watson  
Jeanne Parent  
Joy McGoran  
Jan Westerman  
Bonnie Butler-Sibbald  
Ellindale Wells  
Linda Hooper  
Linda Hooper  
Rhonda Denny  
Jim Jensen

\* Standing Committee


# Remember!

- NAME TAG • SHOW AND TELL • BEVERAGE CONTAINER •
- LIBRARY BOOKS • LUNCH • NO PETS • NO FRAGRANCES •
- REUSABLE PLATE AND FORK • CELL PHONE ON SILENT •

## SRQG 2019 Calendar

### FEBRUARY

- 7** **QUILTATHON!**  
Quiltathon -  
Guild Challenge Introduced  
Sew-A-Row Sign-ups
- 15-18** **Cloverdale Citrus Fair**
- 21** **Program Meeting**  
Katie Fowler: "Creative Wonderland"
- 22** **Workshop**  
Katie Fowler: "Fearless Quilting,  
Paint, Layer, Stitch"  
Village Sewing Center  
9:00 a.m. to 3:30 p.m.
- 28** **Board Meeting**



### MARCH

- 7** **General Meeting**  
Introduction of the UFO Challenge  
TSW: TBA
- 21** **Program Meeting**  
Dora Cary: "Fearless Quilting"
- 22** **Workshop**  
Dora Cary: "Make It Modern"  
Village Sewing Center  
9:00 a.m. to 3:30 p.m.
- 23** **Tri-Guild Luncheon**  
"Mad Hatter's Tea Party!"  
Scottish Rite  
10:00
- 28** **Board Meeting**

# Santa Rosa Quilt Guild Affiliates

## BAY QUILTS

Sally Davey & Abbey Shane  
5327 Jacuzzi St. #3-C  
Richmond, CA 94804  
(510) 558-0218

<http://bay-quilts.shoplightspeed.com/>  
[sfbayquilts@gmail.com](mailto:sfbayquilts@gmail.com)  
[daveysally49@gmail.com](mailto:daveysally49@gmail.com)

Monday - Friday 10:00 - 6:00  
Saturday - Sunday 12:00 - 5:00

## BOLT FABRIC AND HOME

Kate Barrett  
219 N. Cloverdale Blvd.  
Cloverdale 95425  
894-2658

Tues. - Sat. 10:00 - 6:00  
Sunday 11:00 - 4:00

<http://www.boltcloverdale.com/>  
[info@boltcloverdale.com](mailto:info@boltcloverdale.com)

10% discount for SRQG members

## BROADWAY QUILTS

Gery Rosemurgy, Owner  
20525 Broadway  
Sonoma, CA 95476  
707-938-7312

[www.broadwayquilts.com](http://www.broadwayquilts.com)

Mon-Sat 9:30-5:30, 11-3 Sunday

## CLOVERDALE QUILTING

Margaret Davids, Owner  
111 Lake St.  
Cloverdale, CA 95425  
415-577-8407

<https://www.cloverdalequilting.com/>  
[cloverdalequilting@gmail.com](mailto:cloverdalequilting@gmail.com)

Hours by Appointment

## MARIAN'S MAGIC NEEDLE QUILTING

Custom Machine Quilting  
Marian Drain  
1140 Sanford Ranch Rd.  
Ukiah, CA 95482  
472-0195

Hours by Appointment

[cuddletimequilts@me.com](mailto:cuddletimequilts@me.com)

## MEISSNER SEWING & VACUUM CENTER

James Meissner, Owner  
P.J. Lytton, Store Manager  
Authorized Baby Lock, Brother, Bernina,  
Janome and Gammill Dealer  
1455 Santa Rosa Ave.  
Santa Rosa, CA 95404  
707-575-5259

<http://www.meissnersewing.com/>

Mon - Fri: 10:00 to 6:00  
Saturday: 9:00 - 5:00

## QUILTED ANGEL

Barbara Meikle  
200 G Street  
Petaluma, CA 94954  
707-763-0945

Seven days a week  
11:00 - 4:00

<http://quiltedangel.com/>

## QUILTED VINE

Machine Quilting  
Lynda McLean  
2080 Mt. Olive Way  
Santa Rosa, CA  
707-528-4256  
707-318-1940

Hours by Appointment  
[quiltedvine@sbcglobal.net](mailto:quiltedvine@sbcglobal.net)

## VILLAGE SEWING CENTER

John Furtado  
506 Lewis Rd.  
Santa Rosa, CA 95404  
707-544-7529

Monday - Friday 10 am to 6 pm  
Saturday 10 am to 5 pm

<https://villagesewing.com/>  
[john@villagesewing.com](mailto:john@villagesewing.com)



# Meissner Sewing & Vacuum Centers

Northern California's Largest Sewing, Quilting, and Embroidery Retailer

## MEISSNER SAVINGS COUPON

Exclusive for Guild Members!

# 20% OFF

**In-Stock Accessories & Notions\***



\*Discount taken from MSRP on in-store purchases. Not valid with any other offers. Selection varies by location. In-stock items only. Some restrictions apply. See store for details.



[www.MeissnerSewing.com](http://www.MeissnerSewing.com)

### Lifetime Education

We offer a variety of creative classes and events for all interests and skill levels.

### Factory-Trained Technicians

Service & repair by certified household and industrial sewing machine technicians.

### Extensive Machine Selection

from top manufacturers of household and industrial sewing and embroidery machines.

### Meissner Complete Protection Plan & Low Price Guarantee

Buy with complete confidence!

### Top-of-the-Line Vacuums

by Miele, Dyson, Riccar, plus expert servicing.



Proud to be an Authorized Dealer  
Availability varies by store.



### Sacramento

(916) 920-2121  
2417 Cormorant Way

### Folsom

(916) 984-7071  
98 Clarksville Rd. Ste. 150

### Roseville

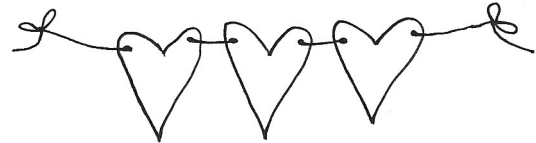
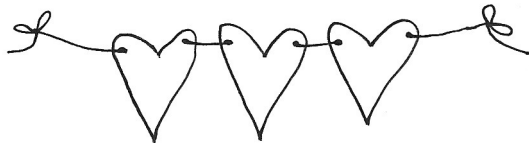
(916) 791-2121  
9250 Fairway Dr., Ste. 110

### Santa Rosa

(707) 575-5259  
1455 Santa Rosa Ave.

### San Jose

(408) 408-4880  
4688 Meridian Ave.



## Local Quilt Guilds

**NORTHERN CALIFORNIA QUILT COUNCIL**  
<http://www.ncqc.net/>

**Carquinez Straight Stitchers (Benicia)**  
<http://www.cssquilter.org/>

**Diablo Valley Quilters (Danville)**  
<http://www.diablovalleyquilters.com/>

**East Bay Heritage Quilters (Albany)**  
<http://ebhq.org/>

**Guild of Quilters of Contra Costa County**  
<http://www.gqccc.org/>

**Ladies of the Lake Quilt Guild (Kelseyville)**  
<http://www.llqg.org/>

**Mendocino Quilt Artists Guild (Ukiah)**  
<http://mendocinoquiltartists.blogspot.com/>

**Monterey Peninsula Quilters Guild**  
<http://www.mpqg.org/>

**Moonlight Quilters of Sonoma County**  
<http://www.mqsc.org/>

**Mt. Tam Quilt Guild (Marin County)**  
<http://www.mtqg.org/>

**Napa Valley Quilters Guild**  
<http://www.napavalleyquilters.org/>

**North Wind Quilters Guild (Fairfield)**  
<http://www.northwindquiltersguild.com/>

**Pacific Piecemakers Quilt Guild (Gualala)**  
<http://www.pacificpiecemakers.org/>

**Pajaro Valley Quilt Association (Aptos)**  
[pvqa.org](http://pvqa.org/)

**Peninsula Quilters Guild (Redwood City)**  
<https://www.peninsulaquilters.org/>

**Petaluma Quilt Guild**  
<http://www.petalumaquiltguild.org/>

**Piecemakers Quilt Guild of So. Alameda Co. (Fremont)**  
<http://www.piecemakersguild.org/>

**San Francisco Quilters Guild**  
<http://www.sfquiltersguild.org/>

**Santa Clara Valley Quilt Association (Campbell)**  
<http://www.scvqa.org/>

**Sonoma Quilters United in Loose Threads**  
<http://sonomaquilt.webs.com/>

**Vallejo Piecemakers (Vallejo)**  
<http://vallejopiecemakers.org/>



# SANTA ROSA QUILT GUILD



## CONTACT INFORMATION

### PRESIDENT

Genelle Voorhees  
president@srqg.org

### VICE PRESIDENT

Jan Nilsen

### NEWSLETTER EDITOR

Jim Jensen

### MEMBERSHIP

Jan Andrews, Sue Gragg,  
and Vicki David

### PROGRAMS

Janice Rodgers

## MEETINGS AND MEMBERSHIP

The Santa Rosa Quilt Guild meets the first and third Thursdays of each month (in December only one meeting is held on the first Thursday) at 10:00 a.m. at the Scottish Rite / Masonic Lodge in Santa Rosa, 600 Acacia Lane, between Mission Boulevard and Middle Rincon Road on Highway 12 east of Santa Rosa.

Membership dues are \$35 per year. The calendar year is January to December; new members' dues are prorated. Regular meetings, special programs, use of the extensive library, and special discounts from some affiliates are benefits of membership.

## MEETING ETIQUETTE

- ◆ **Please avoid chit-chat while someone is speaking to the group.**
- ◆ Please peruse the Silent Auction and Boutique before or after the meeting--not during the meeting.
- ◆ Please, do not browse the speaker's sales table during the meeting.
- ◆ Please set your cell phone to silent mode or turn it off, and do not take photographs during presentations.
- ◆ At Speaker Meetings, please move to the center of the rows and eliminate empty seats so late-comers will be able to find a seat and not disturb the group.

*Thank You Sew Much!*

